

# VAF Models Available

## Cooling Tower Skids Using V-Series Filters

Aprox Tower Tonnage	Model (XXX = Micron)	V-Series Filter	Flow Rate @ 10% of Tonnage		
			Micron	gpm	m³/hr
300	CTF-200P-XXX	V-200PA	50	100	23
500	CTF-250-XXX	V-250-3	50	150	34
1000	CTF-500-XXX	V-500-4	50	300	68
2300	CTF-1000-XXX	V-1000-6	50	700	159
3500	CTF-1500-XXX	V-1500-8	50	1100	239

Includes: V-Series Filter, Skid, valving, control & SS Ball flush valve

Aprox Tower Tonnage	Model (XXX = Micron)	V-Series Filter	Flow Rate @ 10% of Tonnage			PUMP HP/kW
			Micron	gpm	m³/hr	
300	CTS-200P-05-XXX	V-200PA	50	100	23	5 / 3.7
500	CTS-250-07-XXX	V-250-3	50	150	34	7.5 / 5.6
1000	CTS-500-15-XXX	V-500-4	50	300	68	15 / 11.2
2300	CTS-1000-30-XXX	V-1000-6	50	700	159	30 / 22.4
3500	CTS-1500-50-XXX	V-1500-8	50	1100	239	50 / 37.3


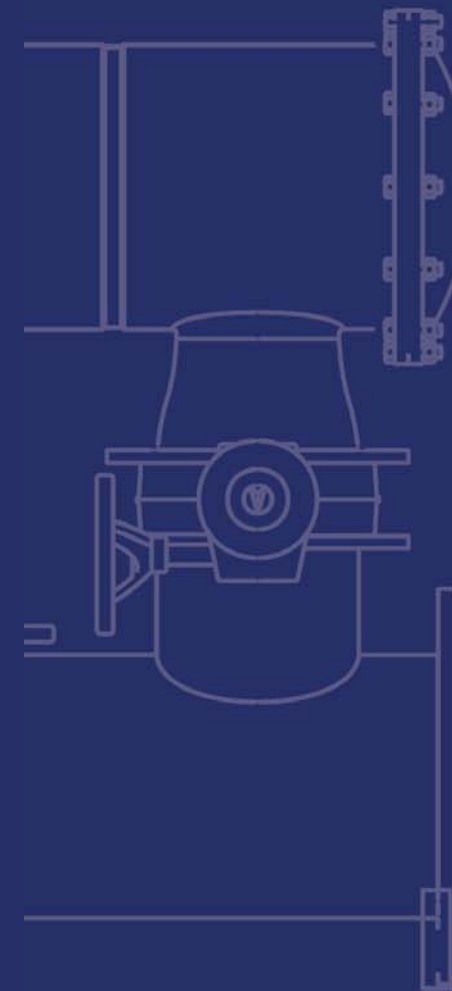

Includes: V-Series Filter, Skid, Pump, Starter, Intake Strainer, Isolation valves, Control & SS Ball flush valve. (Standard recovery vessel is bag filter.)

## Cooling Tower Skids Using Separators

LINE SIZE (Inches/mm)	Flow Rate		Pump HP	Recovery Vessel Model Numbers	Auto Purge Model Numbers	Manual Purge Model Numbers
	gpm	m³/hr				
2 / 50	100	23	3	CTC-100-RV	CTC-100-AP	CTC-100-MP
2.5 / 64	150	34	5	CTC-150-RV	CTC-150-AP	CTC-150-MP
4 / 100	300	68	7.5	CTC-300-RV	CTC-300-AP	CTC-300-MP
6 / 150	700	182	20	CTC-700-RV	CTC-700-AP	CTC-700-MP
8 / 200	1100	227	25	CTC-1100-RV	CTC-1100-AP	CTC-1100-MP
10 / 250	1500	341	40	CTC-1500-RV	CTC-1500-AP	CTC-1500-MP

Includes: Cyclone Separator, Skid, Pump, Starter, Intake Strainer, Isolation valves, Control & SS Ball flush valve

## CTF-Series CTS-Series CTC-Series Cooling Tower Filtration



International IA  
New Product Award  
2009

Go to [www.valveandfilter.com](http://www.valveandfilter.com)  
to view the "V-Series" in action.



Qualifies for LEED

**VAF Filtration Systems**  
5270 Marshall Street, Arvada, CO 80002 USA  
Phone: +1 303 425 4242 Fax: +1 303 425 0112  
[www.valveandfilter.com](http://www.valveandfilter.com)  
[sales@valveandfilter.com](mailto:sales@valveandfilter.com)



**"Wherever Water Flows"**

# VAF Cooling Tower Filter Systems

Award Winning Simplicity in Filtration

## Models:

### CTF - Series

Cooling Tower Filter; V-Series filter mounted on skid with control and valves; does not include pump.

### CTS - Series

Cooling Tower Filter System; V-Series filter, pump and control mounted on skid; includes pump for low pressure systems and basin agitation.

### CTC - Series

Cooling Tower particulate removal system incorporating a Cyclone Separator mounted on skid; options include, various types of controls, pumps, recovery vessels and purge valves.

## Remove Organic and Inorganic Particulates Including:

- Sand
- Silt
- Algae
- Scale Particles
- Rust Particles
- Chemical Residue

## "Turbulator™" Basin Agitation System:

- Keeps solids suspended for removal
- Reduces blow down cycles and waste
- Increases life-cycle of tower chemicals

## System Cleaning Features:

- Standard flow range from 100 to 1500 gpm (22.7 to 340.7 m3/hr) (Other flow rates available upon request.)
- 10 to 15 seconds for each flush
- Cycle begins at 7psi DP (50 kPa)




Qualifies for LEED

## V-Series Filters Provide State of the Art Automatic Self-Cleaning

The patented BHD Drive improves screen cleaning efficiencies resulting in: (Bidirectional Hydrodynamic Drive)

- 100% screen cleaning with controlled suction nozzle rotation
- Flush waste is less than 1% of filtrate flow
- 70% fewer moving parts
- Individual flow rates from 32 gpm to 5,400 gpm (7.3 - 1,226 m3/hr)
- Pre-assembled filtration systems to meet any flow demand
- Filtration 10 to 1500 micron

(For additional details on V-Series Filters, go to [www.valveandfilter.com](http://www.valveandfilter.com).)



**CTS-200P-05-XXX**  
Cooling Tower Skid with Pump & V-200PA Filter

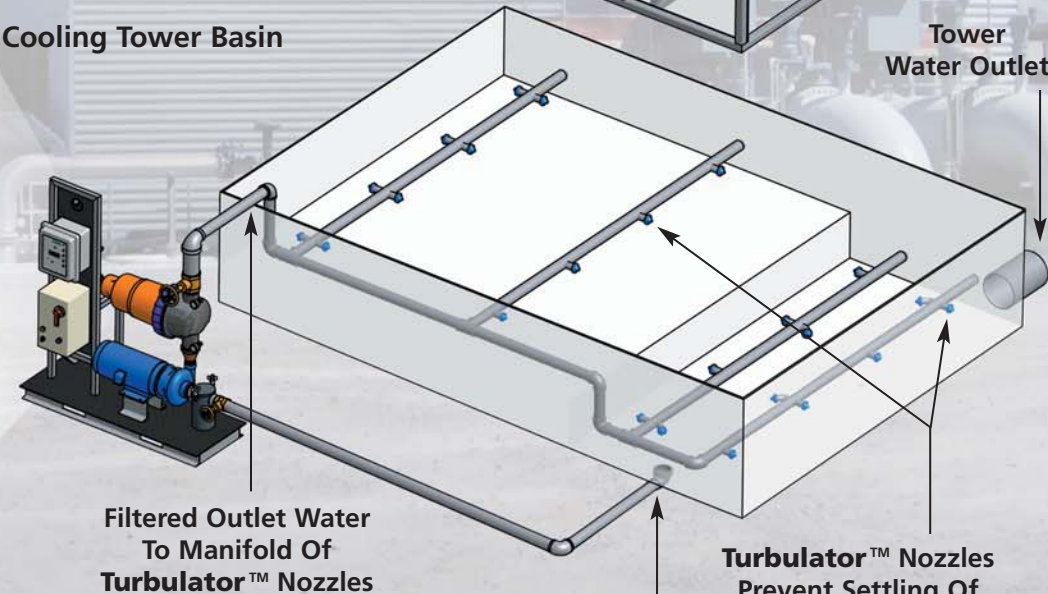


Before Turbulator™



After Turbulator™

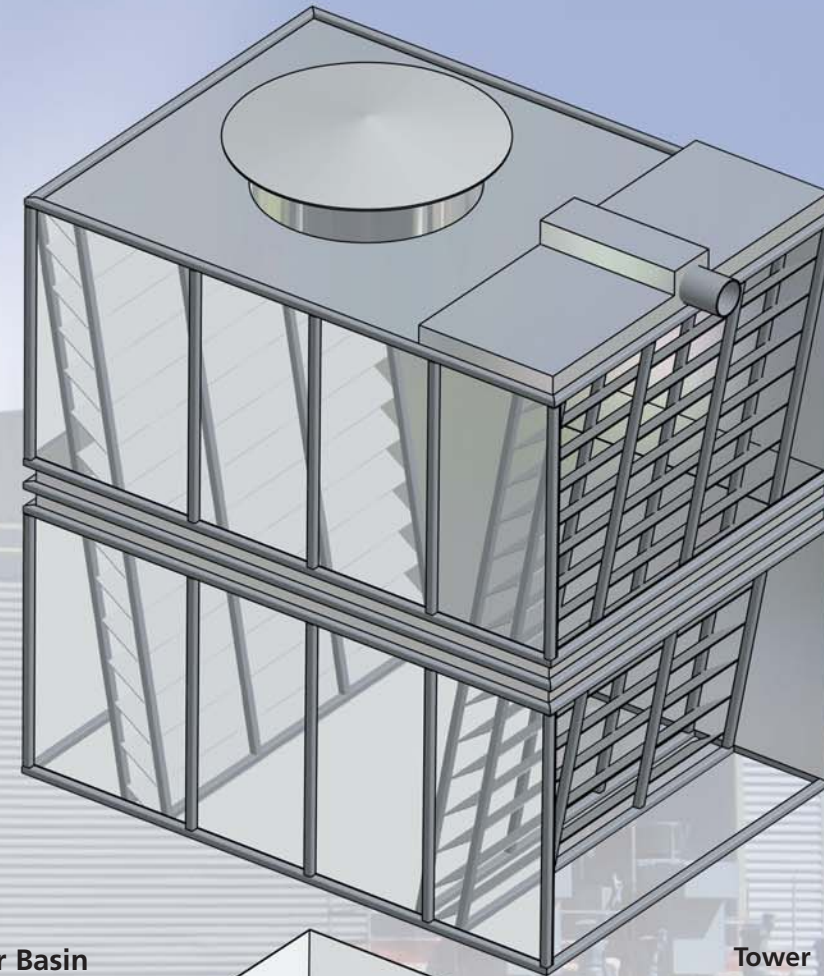
Cooling Tower Basin




Filtered Outlet Water To Manifold Of Turbulator™ Nozzles

Turbulator™ Nozzles Prevent Settling Of Particulate To Maintain A Clean Basin


Sump Drain to Filtration Skid Inlet




## Configurations:



**CTF Series Skid**  
(Filter Controls and Skid)



**CTS Series Skid**  
(Filter Controls, Pump and Skid)



**CTC Series Skid**  
(Separator, Controls, Pump and optional Bag Filter)

\*Lifetime Body Warranty is only valid if VAF has pre-approved and verified the installation of the filter. See VAF standard warranty for all other filter components.

US 6,959,818; US 8,028,841; EU 1,446,213 and 1,758,667; Israel 161,727 and Germany 602-13-277,0-08.